

SmallFit[®] : 14mm PAL

Base Curves: 1.75, 3.00, 4.50, 5.50, 6.50

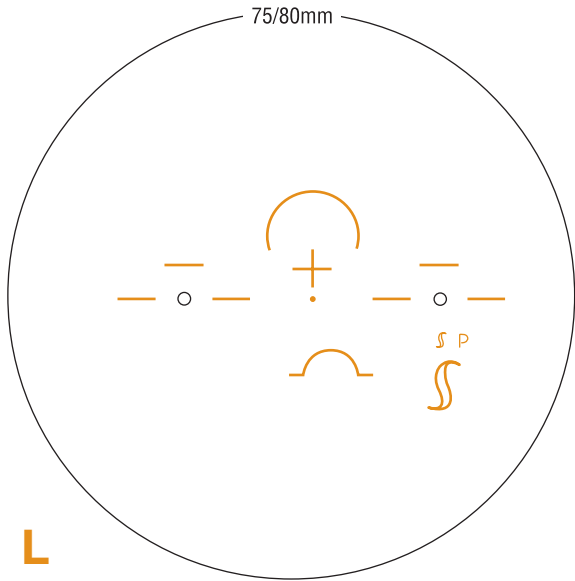
Power Range: +6.00D to -10.00D

Cylinder: up to -4.00

Add Power: 0.75 to 3.00

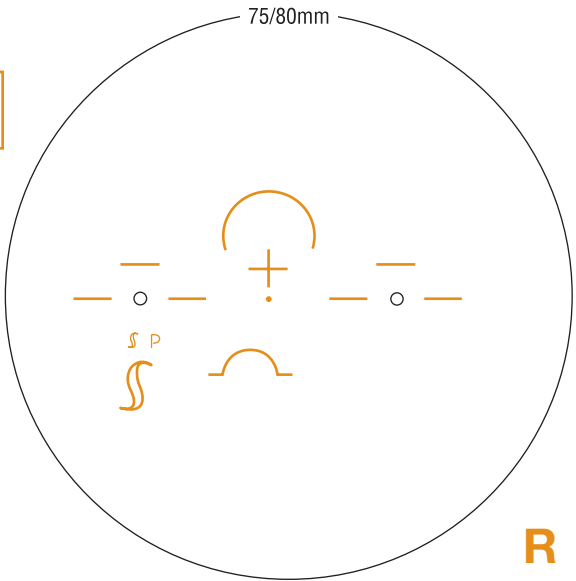
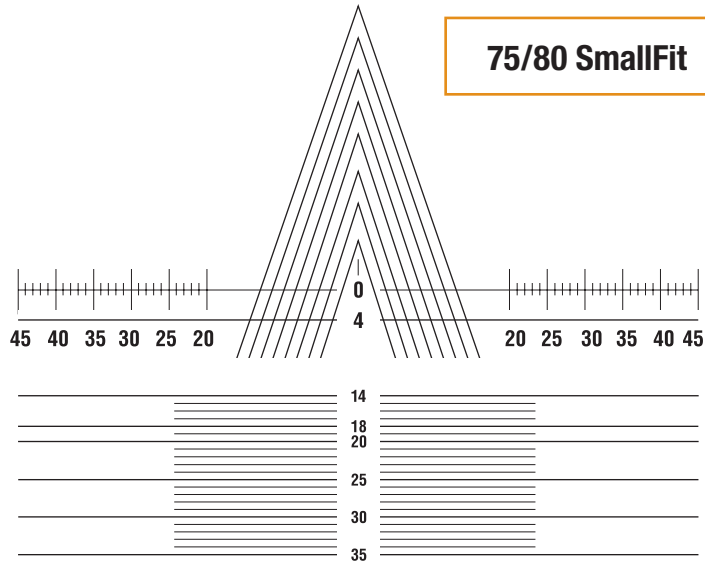
SmallFit[®]





SmallFit® : 14mm PAL

75/80 SmallFit



L

R

Fig. A. Fitting heights positioned too low can result in loss of useable reading area—one of the most common causes of nonadapts. To ensure proper positioning, place fitting cross marks over the midpupil. Check to be sure that the vertical fitting height is a minimum of 14mm

Minimum suggested fitting height is 14mm.